


SAMPLE NAME: Paloma-T6

Infused, Hemp

CULTIVATOR / MANUFACTURER
Business Name:
License Number:
Address:
DISTRIBUTOR / TESTED FOR
Business Name: Bayou City Hemp Company

License Number:
Address:

SAMPLE DETAIL
Batch Number: B09PI40702-T6

Sample ID: 240708M018

Date Collected: 07/08/2024

Date Received: 07/08/2024

Batch Size: 1.0 units

Sample Size: 1.0 units

Unit Mass: 355 milliliters per Unit

Serving Size:


Scan QR code to verify authenticity of results.

CANNABINOID ANALYSIS - SUMMARY
Total THC: 2.4850 mg/unit
Total CBD: 0.3195 mg/unit
Sum of Cannabinoids: 2.8045 mg/unit
Total Cannabinoids: 2.8045 mg/unit

Total THC/CBD is calculated using the following formulas to take into account the loss of a carboxyl group during the decarboxylation step:

$$\text{Total THC} = \Delta^9\text{-THC} + (\text{THCa} \cdot 0.877)$$

$$\text{Total CBD} = \text{CBD} + (\text{CBDa} \cdot 0.877)$$

$$\text{Sum of Cannabinoids} = \Delta^9\text{-THC} + \text{THCa} + \text{CBD} + \text{CBDa} + \text{CBG} + \text{CBGa} +$$


$$\text{THCV} + \text{THCVa} + \text{CBC} + \text{CBCa} + \text{CBDV} + \text{CBDVa} + \Delta^8\text{-THC} + \text{CBL} + \text{CBN}$$


$$\text{Total Cannabinoids} = (\Delta^9\text{-THC} + 0.877 \cdot \text{THCa}) + (\text{CBD} + 0.877 \cdot \text{CBDa}) +$$

$$(\text{CBG} + 0.877 \cdot \text{CBGa}) + (\text{THCV} + 0.877 \cdot \text{THCVa}) + (\text{CBC} + 0.877 \cdot \text{CBCa}) +$$

$$(\text{CBDV} + 0.877 \cdot \text{CBDVa}) + \Delta^8\text{-THC} + \text{CBL} + \text{CBN}$$
Density: 1.0036 g/mL
SAFETY ANALYSIS - SUMMARY
Pesticides: ND
Heavy Metals: ND
Mycotoxins: ND
Microbiology (PCR): ND
Residual Solvents: DETECTED
Microbiology (Plating): ND

For quality assurance purposes. Not a Regulatory Hemp Lab Test Report. These results relate only to the sample included on this report. This report shall not be reproduced, except in full, without written approval of the laboratory.


 LQC verified by: Josh Antunovich
 Job Title: Laboratory Director
 Date: 08/14/2024


 Approved by: Josh Wurzer
 Job Title: Chief Compliance Officer
 Date: 08/14/2024

References: limit of detection (LOD), limit of quantification (LOQ), not detected (ND), not tested (NT), too numerous to count >250 cfu/plate (TNTC), colony-forming unit (cfu)

Amendment to Certificate of Analysis 240708M018-002

SC Laboratories California LLC. | 100 Pioneer Street, Suite E, Santa Cruz, CA 95060 | (866) 435-0709 | sclabs.com | C8-0000013-LIC | ISO/IES 17025:2017 PJLA Accreditation Number 87168

© 2024 SC Labs all rights reserved. Trademarks referenced are trademarks of either SC Labs or their respective owners. MKT0002 REV9 2/22 CoA ID: 240708M018-003 Summary Page




Cannabinoid Analysis

Tested by high-performance liquid chromatography with diode-array detection (HPLC-DAD).

Method: QSP 1157 - Analysis of Cannabinoids by HPLC-DAD

TOTAL THC: 2.4850 mg/unit

Total THC (Δ^9 -THC+0.877*THCa)

TOTAL CBD: 0.3195 mg/unit

Total CBD (CBD+0.877*CBDA)

TOTAL CANNABINOIDS: 2.8045 mg/unit

Total Cannabinoids (Total THC) + (Total CBD) + (Total CBG) + (Total THCV) + (Total CBC) + (Total CBDV) + Δ^8 -THC + CBL + CBN

TOTAL CBG: ND

Total CBG (CBG+0.877*CBGa)

TOTAL THCV: ND

Total THCV (THCV+0.877*THCVa)

TOTAL CBC: ND

Total CBC (CBC+0.877*CBCa)

TOTAL CBDV: ND

Total CBDV (CBDV+0.877*CBDVa)

CANNABINOID TEST RESULTS - 07/08/2024

COMPOUND	LOD/LOQ (mg/mL)	MEASUREMENT UNCERTAINTY (mg/mL)	RESULT (mg/mL)	RESULT (%)
Δ^9 -THC	0.0001 / 0.0005	± 0.00038	0.0070	0.00070
CBD	0.0001 / 0.0004	± 0.00003	0.0009	0.00009
Δ^8 -THC	0.0003 / 0.0008	N/A	ND	ND
THCa	0.0001 / 0.0002	N/A	ND	ND
THCV	0.0001 / 0.0005	N/A	ND	ND
THCVa	0.0001 / 0.0007	N/A	ND	ND
CBDA	0.0001 / 0.0010	N/A	ND	ND
CBDV	0.0001 / 0.0005	N/A	ND	ND
CBDVa	0.0001 / 0.0007	N/A	ND	ND
CBG	0.0001 / 0.0002	N/A	ND	ND
CBGa	0.0001 / 0.0003	N/A	ND	ND
CBL	0.0001 / 0.0004	N/A	ND	ND
CBN	0.0001 / 0.0003	N/A	ND	ND
CBC	0.0001 / 0.0004	N/A	ND	ND
CBCa	0.0001 / 0.0006	N/A	ND	ND
SUM OF CANNABINOIDS			0.0079 mg/mL	0.00079%

Unit Mass: 355 milliliters per Unit

Δ^9 -THC per Unit	2.4850 mg/unit
Total THC per Unit	2.4850 mg/unit
CBD per Unit	0.3195 mg/unit
Total CBD per Unit	0.3195 mg/unit
Sum of Cannabinoids per Unit	2.8045 mg/unit
Total Cannabinoids per Unit	2.8045 mg/unit

DENSITY TEST RESULT

1.0036 g/mL
Tested 07/08/2024
Method: QSP 7870 - Sample Preparation



Pesticide Analysis

PESTICIDE TEST RESULTS - 07/19/2024 ND

Pesticide and plant growth regulator analysis utilizing high-performance liquid chromatography-mass spectrometry (HPLC-MS) or gas chromatography-mass spectrometry (GC-MS).

*GC-MS utilized where indicated.

Method: QSP 1212 - Analysis of Pesticides and Mycotoxins by LC-MS or QSP 1213 - Analysis of Pesticides by GC-MS

COMPOUND	LOD/LOQ (µg/g)	MEASUREMENT UNCERTAINTY (µg/g)	RESULT (µg/g)
Abamectin	0.03 / 0.10	N/A	ND
Acephate	0.02 / 0.07	N/A	ND
Acequinocyl	0.02 / 0.07	N/A	ND
Acetamiprid	0.02 / 0.05	N/A	ND
Aldicarb	0.03 / 0.08	N/A	ND
Azoxystrobin	0.02 / 0.07	N/A	ND
Bifenazate	0.01 / 0.04	N/A	ND
Bifenthrin	0.02 / 0.05	N/A	ND
Boscalid	0.03 / 0.09	N/A	ND
Captan	0.19 / 0.57	N/A	ND
Carbaryl	0.02 / 0.06	N/A	ND
Carbofuran	0.02 / 0.05	N/A	ND
Chlorantraniliprole	0.04 / 0.12	N/A	ND
Chlordane*	0.03 / 0.08	N/A	ND
Chlorfenapyr*	0.03 / 0.10	N/A	ND
Chlorpyrifos	0.02 / 0.06	N/A	ND
Clofentezine	0.03 / 0.09	N/A	ND
Coumaphos	0.02 / 0.07	N/A	ND
Cyfluthrin	0.12 / 0.38	N/A	ND
Cypermethrin	0.11 / 0.32	N/A	ND
Daminozide	0.02 / 0.07	N/A	ND
Diazinon	0.02 / 0.05	N/A	ND
Dichlorvos (DDVP)	0.03 / 0.09	N/A	ND
Dimethoate	0.03 / 0.08	N/A	ND
Dimethomorph	0.03 / 0.09	N/A	ND
Ethoprophos	0.03 / 0.10	N/A	ND
Etofenprox	0.02 / 0.06	N/A	ND
Etoxazole	0.02 / 0.06	N/A	ND
Fenhexamid	0.03 / 0.09	N/A	ND
Fenoxycarb	0.03 / 0.08	N/A	ND
Fenpyroximate	0.02 / 0.06	N/A	ND
Fipronil	0.03 / 0.08	N/A	ND
Flonicamid	0.03 / 0.10	N/A	ND
Fludioxonil	0.03 / 0.10	N/A	ND
Hexythiazox	0.02 / 0.07	N/A	ND
Imazalil	0.02 / 0.06	N/A	ND
Imidacloprid	0.04 / 0.11	N/A	ND
Kresoxim-methyl	0.02 / 0.07	N/A	ND
Malathion	0.03 / 0.09	N/A	ND
Metalaxyl	0.02 / 0.07	N/A	ND
Methiocarb	0.02 / 0.07	N/A	ND

Continued on next page



Pesticide Analysis *Continued*

PESTICIDE TEST RESULTS - 07/19/2024 *continued ND*

COMPOUND	LOD/LOQ (µg/g)	MEASUREMENT UNCERTAINTY (µg/g)	RESULT (µg/g)
Methomyl	0.03 / 0.10	N/A	ND
Mevinphos	0.03 / 0.09	N/A	ND
Myclobutanil	0.03 / 0.09	N/A	ND
Naled	0.02 / 0.07	N/A	ND
Oxamyl	0.04 / 0.11	N/A	ND
Paclobutrazol	0.02 / 0.05	N/A	ND
Parathion-methyl	0.03 / 0.10	N/A	ND
Pentachloronitrobenzene*	0.03 / 0.09	N/A	ND
Permethrin	0.04 / 0.12	N/A	ND
Phosmet	0.03 / 0.10	N/A	ND
Piperonyl Butoxide	0.02 / 0.07	N/A	ND
Prallethrin	0.03 / 0.08	N/A	ND
Propiconazole	0.02 / 0.07	N/A	ND
Propoxur	0.03 / 0.09	N/A	ND
Pyrethrins	0.04 / 0.12	N/A	ND
Pyridaben	0.02 / 0.07	N/A	ND
Spinetoram	0.02 / 0.07	N/A	ND
Spinosad	0.02 / 0.07	N/A	ND
Spiromesifen	0.02 / 0.05	N/A	ND
Spirotetramat	0.02 / 0.06	N/A	ND
Spiroxamine	0.03 / 0.08	N/A	ND
Tebuconazole	0.02 / 0.07	N/A	ND
Thiacloprid	0.03 / 0.10	N/A	ND
Thiamethoxam	0.03 / 0.10	N/A	ND
Trifloxystrobin	0.03 / 0.08	N/A	ND



Mycotoxin Analysis

MYCOTOXIN TEST RESULTS - 08/14/2024 ND

Mycotoxin analysis utilizing high-performance liquid chromatography-mass spectrometry (HPLC-MS).

Method: QSP 1212 - Analysis of Pesticides and Mycotoxins by LC-MS

COMPOUND	LOD/LOQ (µg/kg)	MEASUREMENT UNCERTAINTY (µg/kg)	RESULT (µg/kg)
Aflatoxin B1	2.0 / 6.0	N/A	ND
Aflatoxin B2	1.8 / 5.6	N/A	ND
Aflatoxin G1	1.0 / 3.1	N/A	ND
Aflatoxin G2	1.2 / 3.5	N/A	ND
Total Aflatoxin			ND
Ochratoxin A	6.3 / 19.2	N/A	ND



Residual Solvents Analysis

Residual Solvent analysis utilizing gas chromatography-mass spectrometry (GC-MS).

Method: QSP 1204 - Analysis of Residual Solvents by GC-MS

RESIDUAL SOLVENTS TEST RESULTS - 07/20/2024 DETECTED

COMPOUND	LOD/LOQ (µg/g)	MEASUREMENT UNCERTAINTY (µg/g)	RESULT (µg/g)
Propane	10 / 20	N/A	ND
n-Butane	10 / 50	N/A	ND
n-Pentane	20 / 50	N/A	ND
n-Hexane	2 / 5	N/A	ND
n-Heptane	20 / 60	N/A	ND
Benzene	0.03 / 0.09	N/A	ND
Toluene	7 / 21	N/A	ND
Total Xylenes	50 / 160	N/A	ND
Methanol	50 / 200	N/A	ND
Ethanol	20 / 50	N/A	ND
2-Propanol (Isopropyl Alcohol)	10 / 40	N/A	<LOQ
Acetone	20 / 50	N/A	ND
Ethyl Ether	20 / 50	N/A	ND
Ethylene Oxide	0.3 / 0.8	N/A	ND
Ethyl Acetate	20 / 60	N/A	ND
Chloroform	0.1 / 0.2	N/A	ND
Dichloromethane (Methylene Chloride)	0.3 / 0.9	N/A	ND
Trichloroethylene	0.1 / 0.3	N/A	ND
1,2-Dichloroethane	0.05 / 0.1	N/A	ND
Acetonitrile	2 / 7	N/A	ND

Heavy Metals Analysis

Heavy metal analysis utilizing inductively coupled plasma-mass spectrometry (ICP-MS).

Method: QSP 1160 - Analysis of Heavy Metals by ICP-MS

HEAVY METALS TEST RESULTS - 07/18/2024 ND

COMPOUND	LOD/LOQ (µg/g)	MEASUREMENT UNCERTAINTY (µg/g)	RESULT (µg/g)
Arsenic	0.02 / 0.1	N/A	ND
Cadmium	0.02 / 0.05	N/A	ND
Lead	0.04 / 0.1	N/A	ND
Mercury	0.002 / 0.01	N/A	ND

Microbiology Analysis

PCR AND PLATING

Analysis conducted by polymerase chain reaction (PCR) and fluorescence detection of microbiological contaminants.

Method: QSP 1221 - Analysis of Microbiological Contaminants

MICROBIOLOGY TEST RESULTS (PCR) - 07/22/2024 ND

COMPOUND	RESULT (cfu/g)
Shiga toxin-producing <i>Escherichia coli</i>	ND
<i>Salmonella</i> spp.	ND
Bile-Tolerant Gram-Negative Bacteria	ND
<i>Staphylococcus aureus</i>	ND



Microbiology Analysis *Continued*

MICROBIOLOGY TEST RESULTS (PLATING) - 07/22/2024 ND

Analysis conducted by 3M™ Petrifilm™ and plate counts of microbiological contaminants.

Method: QSP 6794 - Plating with 3M™ Petrifilm™

COMPOUND	RESULT (cfu/g)
Total Aerobic Bacteria	ND
Total Yeast and Mold	ND

NOTES

Reason for Amendment: Add/Remove Test(s)